

# Spinneys Dubai 92 Cycle Challenge 2023

## 92 Km - Age Group UCI qualifiers

Age Group: Women 19-34 Years

Started: 33

Qualified: 9

| Rank | Bib  | Name               | Nat | Age | 22.7km  | 50.0km  | 54.0km  | 77.4km  | 81.9km  | 92.5km  | Finish     |
|------|------|--------------------|-----|-----|---------|---------|---------|---------|---------|---------|------------|
| 1    | 1220 | Maddison Black     | AUS | 25  | 0:30:27 | 1:07:16 | 1:12:14 | 1:42:23 | 1:48:02 | 2:03:04 | 2:06:15.49 |
| 2    | 1131 | Aurora Mantovani   | ITA | 20  | 0:30:25 | 1:07:08 | 1:12:07 | 1:42:23 | 1:48:00 | 2:03:03 | 2:06:15.63 |
| 3    | 1236 | Tetiana Yashchenko | UKR | 21  | 0:30:29 | 1:07:16 | 1:12:15 | 1:42:28 | 1:48:03 | 2:03:05 | 2:06:17.04 |
| 4    | 1128 | Michelle Lindqvist | SWE | 29  | 0:30:34 | 1:07:19 | 1:12:20 | 1:47:43 | 1:54:10 | 2:11:00 | 2:14:39.58 |
| 5    | 1116 | Polina Kriuchkova  | RUS | 30  | 0:32:01 | n.a.    | 1:17:12 | 1:50:26 | 1:56:39 | 2:11:59 | 2:15:20.82 |
| 6    | 1214 | Kristina Zabolotko | RUS | 33  | 0:32:00 | 1:11:34 | 1:17:12 | 1:50:28 | 1:56:40 | 2:12:05 | 2:15:39.83 |
| 7    | 1156 | Emilie Rose Norey  | GBR | 22  | 0:30:33 | 1:07:17 | 1:12:27 | 1:53:38 | 2:00:16 | 2:18:01 | 2:21:50.06 |
| 8    | 1126 | Juhee Lee          | KOR | 33  | 0:34:58 | 1:17:17 | 1:23:13 | 1:57:43 | 2:04:31 | 2:21:38 | 2:25:02.24 |
| 9    | 1136 | Lucy Mann          |     | 27  | 0:35:07 | 1:17:39 | 1:23:30 | 1:57:59 | 2:04:51 | 2:21:46 | 2:25:14.05 |

Age Group: Women 35-39 Years

Started: 36

Qualified: 9

| Rank | Bib  | Name                | Nat | Age | 22.7km  | 50.0km  | 54.0km  | 77.4km  | 81.9km  | 92.5km  | Finish     |
|------|------|---------------------|-----|-----|---------|---------|---------|---------|---------|---------|------------|
| 1    | 1444 | Lorraine Mullarkey  | IRL | 38  | 0:30:32 | 1:07:17 | 1:12:16 | 1:42:25 | 1:48:04 | 2:03:03 | 2:06:18.26 |
| 2    | 1506 | Adrienn Szabó       | HUN | 35  | 0:30:29 | 1:07:12 | 1:12:12 | 1:44:18 | 1:50:32 | 2:06:31 | 2:10:32.13 |
| 3    | 1463 | Yulia Polevaya      | RUS | 37  | 0:30:30 | 1:07:14 | 1:12:14 | 1:46:06 | 1:52:45 | 2:09:42 | 2:13:18.42 |
| 4    | 1327 | Farah Almarri       | UAE | 36  | 0:30:29 | 1:07:15 | 1:12:18 | 1:53:40 | 2:00:17 | 2:18:02 | 2:21:55.14 |
| 5    | 1431 | Halal Mohamad       | UAE | 36  | 0:30:32 | 1:20:25 | 1:26:59 | 2:00:25 | 2:06:45 | 2:21:56 | 2:25:26.58 |
| 6    | 1428 | Maruska Lebedeva    | RUS | 37  | 0:36:18 | 1:19:43 | 1:25:40 | 2:00:10 | 2:06:56 | 2:24:03 | 2:27:30.05 |
| 7    | 1472 | Gergana Rangelova   | BUL | 36  | 0:35:08 | 1:17:36 | 1:23:31 | 2:02:37 | 2:10:01 | 2:30:15 | 2:34:41.61 |
| 8    | 1315 | Olena Akhmetshyna   | UKR | 36  | 0:36:13 | 1:21:24 | 1:27:05 | 2:04:53 | 2:13:19 | 2:33:56 | 2:37:24.98 |
| 9    | 1417 | Cassandra Kay Lewis | GBR | 36  | 0:38:47 | 1:25:52 | 1:32:37 | 2:10:47 | 2:17:55 | 2:36:19 | 2:40:09.71 |

Age Group: Women 40-44 Years

Started: 28

Qualified: 7

| Rank | Bib  | Name                    | Nat | Age | 22.7km  | 50.0km  | 54.0km  | 77.4km  | 81.9km  | 92.5km  | Finish     |
|------|------|-------------------------|-----|-----|---------|---------|---------|---------|---------|---------|------------|
| 1    | 2027 | Helle Bachofen Von Echt | DEN | 44  | 0:30:29 | 1:07:14 | 1:12:15 | 1:44:17 | 1:50:31 | 2:06:21 | 2:09:47.97 |
| 2    | 2225 | Tania Rodrigues         | POR | 42  | 0:30:32 | 1:07:17 | 1:12:16 | 1:47:44 | 1:54:10 | 2:11:00 | 2:14:39.53 |
| 3    | 2275 | Lena Willoughby         | GER | 41  | 0:31:58 | 1:11:31 | 1:17:10 | n.a.    | 1:56:36 | 2:14:08 | 2:17:56.02 |
| 4    | 2261 | Alanna Turpin           | GBR | 39  | 0:35:02 | n.a.    | 1:23:21 | 1:57:54 | 2:04:39 | 2:21:40 | 2:25:15.53 |
| 5    | 2215 | Kristine Quicosa        | PHI | 39  | 0:35:04 | 1:17:32 | 1:23:27 | 1:58:01 | 2:04:51 | 2:21:47 | 2:25:17.00 |
| 6    | 2236 | Adriana Sanchez         | COL | 42  | 0:32:03 | n.a.    | 1:22:48 | 2:00:12 | 2:06:56 | 2:24:02 | 2:27:31.70 |
| 7    | 2043 | Bronwen Brauteseth      | UAE | 42  | 0:35:02 | 1:17:34 | 1:23:32 | 2:05:04 | 2:12:59 | 2:33:27 | 2:38:03.69 |

Age Group: Women 45-49 Years

Started: 32

Qualified: 8

| Rank | Bib  | Name               | Nat | Age | 22.7km  | 50.0km  | 54.0km  | 77.4km  | 81.9km  | 92.5km  | Finish     |
|------|------|--------------------|-----|-----|---------|---------|---------|---------|---------|---------|------------|
| 1    | 3158 | Claire Martin      | GBR | 44  | 0:32:03 | 1:11:38 | 1:17:14 | 1:50:24 | 1:56:41 | 2:12:02 | 2:15:26.97 |
| 2    | 3169 | Rebecca Menke      | USA | 45  | 0:35:00 | 1:17:33 | 1:23:31 | 2:02:36 | 2:09:59 | 2:29:50 | 2:34:21.37 |
| 3    | 3153 | Marshelle Manalang | PHI | 44  | 0:34:31 | 1:17:59 | 1:23:53 | 2:03:08 | 2:10:31 | 2:30:46 | 2:35:15.64 |
| 4    | 3025 | Mouza Almansoori   | UAE | 44  | 0:36:20 | 1:19:42 | 1:25:38 | 2:02:42 | 2:10:10 | 2:31:25 | 2:35:49.97 |
| 5    | 3173 | Jennifer Moore     | GBR | 46  | 0:40:29 | 1:30:16 | 1:37:23 | n.a.    | n.a.    | 2:30:19 | 2:35:56.84 |
| 6    | 3059 | Riza Concepcion    | PHI | 45  | 0:36:13 | 1:21:34 | 1:27:20 | 2:07:59 | 2:15:37 | 2:34:10 | 2:37:56.00 |
| 7    | 3002 | Imke Abma          | NED | 45  | 0:35:01 | 1:17:32 | 1:23:25 | 2:05:03 | 2:12:58 | 2:33:27 | 2:38:03.60 |
| 8    | 3136 | Babita Khatri      | NEP | 47  | 0:42:08 | 1:32:00 | 1:38:55 | 2:17:44 | 2:25:12 | 2:44:54 | 2:49:15.15 |

Age Group: Women 50-54 Years

Started: 8

Qualified: 3

| Rank | Bib  | Name            | Nat | Age | 22.7km  | 50.0km  | 54.0km  | 77.4km  | 81.9km  | 92.5km  | Finish     |
|------|------|-----------------|-----|-----|---------|---------|---------|---------|---------|---------|------------|
| 1    | 3739 | Ditte Rønn      | DEN | 50  | 0:34:59 | 1:17:26 | 1:23:18 | 1:57:49 | 2:04:33 | 2:21:37 | 2:25:01.76 |
| 2    | 3765 | Petra Wiltshire | GBR | 53  | 0:35:00 | 1:17:12 | 1:23:12 | 1:57:45 | 2:04:31 | 2:21:39 | 2:25:03.11 |
| 3    | 3750 | Meike Sinke     | GER | 53  | 0:40:31 | 1:30:17 | 1:37:22 | 2:17:02 | 2:24:29 | 2:43:58 | 2:48:14.95 |




# Spinneys Dubai 92 Cycle Challenge 2023

## 92 Km - Age Group UCI qualifiers

Age Group: Women 55-59 Years

Started: 6



Qualified: 3

| Rank | Bib  | Name          | Nat   | Age | 22.7km  | 50.0km      | 54.0km  | 77.4km  | 81.9km  | 92.5km  | Finish     |
|------|------|---------------|---|-----|---------|-------------|---------|---------|---------|---------|------------|
| 1    | 4033 | Elin Grønvik  | NOR  | 56  | 0:30:28 | <i>n.a.</i> | 1:12:19 | 1:47:44 | 1:54:10 | 2:11:00 | 2:14:38.98 |
| 2    | 4013 | Kathryn Butt  | GBR  | 56  | 0:40:10 | 1:27:12     | 1:34:03 | 2:12:13 | 2:19:10 | 2:37:44 | 2:41:33.49 |
| 3    | 4011 | Federica Busa | UAE  | 55  | 0:35:02 | 1:23:03     | 1:30:05 | 2:12:10 | 2:19:19 | 2:39:47 | 2:44:17.24 |

Age Group: Women 60-64 Years

Started: 3

Qualified: 3

| Rank | Bib  | Name               | Nat   | Age | 22.7km  | 50.0km  | 54.0km  | 77.4km      | 81.9km  | 92.5km  | Finish     |
|------|------|--------------------|---|-----|---------|---------|---------|-------------|---------|---------|------------|
| 1    | 4340 | Andrea Nightingale |   | 61  | 0:34:56 | 1:17:14 | 1:23:12 | 1:57:44     | 2:04:30 | 2:21:37 | 2:24:57.67 |
| 2    | 4318 | Jean Fitzgerald    | CAN  | 62  | 0:44:59 | 1:36:19 | 1:43:46 | 2:28:35     | 2:36:50 | 3:03:00 | 3:08:55.25 |
| 3    | 4324 | Elke Hillrichs     | UAE  | 62  | 0:49:03 | 1:45:44 | 1:54:04 | <i>n.a.</i> | 2:48:30 | 3:10:32 | 3:15:56.60 |

Age Group: Women 65-69 Years

Started: 1

Qualified: 1

| Rank | Bib  | Name        | Nat   | Age | 22.7km  | 50.0km  | 54.0km  | 77.4km  | 81.9km  | 92.5km  | Finish     |
|------|------|-------------|---|-----|---------|---------|---------|---------|---------|---------|------------|
| 1    | 4511 | Nahoko Ueda | JPN  | 65  | 0:40:31 | 1:30:27 | 1:37:28 | 2:17:01 | 2:24:35 | 2:44:06 | 2:49:08.74 |

# Spinneys Dubai 92 Cycle Challenge 2023

## 92 Km - Age Group UCI qualifiers

| Age Group: Men 19-34 Years |      |                       | Started: 160 |     |         | Qualified: 40 |         |         |         |         |            |
|----------------------------|------|-----------------------|--------------|-----|---------|---------------|---------|---------|---------|---------|------------|
| Rank                       | Bib  | Name                  | Nat          | Age | 22.7km  | 50.0km        | 54.0km  | 77.4km  | 81.9km  | 92.5km  | Finish     |
| 1                          | 1028 | Popov Anton           | RUS          | 24  | 0:30:25 | 1:07:10       | 1:12:11 | 1:41:28 | 1:47:02 | 2:01:20 | 2:04:38.42 |
| 2                          | 1175 | Denis Savelev         | RUS          | 21  | 0:30:26 | 1:06:45       | 1:11:55 | 1:41:29 | 1:47:02 | 2:01:20 | 2:04:39.68 |
| 3                          | 1085 | Mattia Gaffuri        | ITA          | 23  | 0:29:12 | 1:05:43       | 1:10:49 | 1:41:06 | 1:46:41 | 2:01:19 | 2:04:39.71 |
| 4                          | 1180 | Nikita Shulchenko     | RUS          | 23  | 0:30:25 | 1:06:45       | 1:11:55 | 1:41:28 | 1:47:02 | 2:01:18 | 2:04:40.02 |
| 5                          | 1074 | Ahmed Elsenfawi       | EGY          | 20  | 0:30:25 | 1:07:11       | 1:12:08 | 1:42:22 | 1:48:00 | 2:03:03 | 2:06:13.51 |
| 6                          | 1209 | Dimitrios Voukelatos  | GRE          | 33  | 0:30:24 | 1:07:09       | 1:12:09 | 1:42:22 | 1:48:01 | 2:03:04 | 2:06:13.92 |
| 7                          | 1062 | Victor Diaz De Leon   | USA          | 31  | 0:30:27 | 1:07:14       | 1:12:11 | 1:42:18 | 1:47:58 | 2:03:03 | 2:06:14.50 |
| 8                          | 1185 | Vladimir Smetanin     | RUS          | 19  | 0:30:24 | 1:07:10       | 1:12:10 | 1:42:18 | 1:47:58 | 2:02:58 | 2:06:14.77 |
| 9                          | 1221 | Francesco De Candido  | ITA          | 29  | 0:30:28 | 1:07:16       | 1:12:14 | 1:42:24 | 1:47:59 | 2:03:03 | 2:06:14.91 |
| 10                         | 1218 | Yasser Albloushi      | UAE          | 32  | 0:30:25 | 1:07:09       | 1:12:07 | 1:42:24 | 1:48:04 | 2:03:03 | 2:06:15.00 |
| 11                         | 1019 | Abdullah Ali          | ALG          | 27  | 0:30:28 | 1:07:12       | 1:12:11 | 1:42:22 | 1:48:00 | 2:03:03 | 2:06:15.06 |
| 12                         | 1076 | Lev Emelianov         | RUS          | 18  | 0:30:25 | 1:06:46       | 1:11:54 | 1:42:18 | 1:47:58 | 2:03:04 | 2:06:15.30 |
| 13                         | 1032 | Lian Aucamp           | RSA          | 23  | 0:30:25 | 1:07:10       | 1:12:09 | 1:42:21 | 1:48:00 | 2:03:04 | 2:06:15.53 |
| 14                         | 1094 | Johnrei Iguis         | PHI          | 18  | 0:30:25 | 1:07:10       | 1:12:11 | 1:42:32 | 1:48:01 | 2:03:04 | 2:06:15.61 |
| 15                         | 1187 | Lakshmikanth Sreenath | IND          | 26  | 0:30:26 | n.a.          | 1:12:11 | 1:42:22 | 1:48:01 | 2:03:04 | 2:06:15.62 |
| 16                         | 1069 | Hassan Elsaify        | EGY          | 24  | 0:30:32 | 1:07:14       | 1:12:11 | 1:42:20 | 1:48:00 | 2:03:03 | 2:06:15.67 |
| 17                         | 1108 | Achraf Khoudiri       | MAR          | 27  | 0:30:24 | 1:07:08       | 1:12:06 | 1:42:24 | 1:48:00 | 2:03:04 | 2:06:15.83 |
| 18                         | 1224 | Saeed Hassan          | UAE          | 25  | 0:30:24 | 1:06:45       | 1:11:55 | 1:42:20 | 1:48:00 | 2:03:04 | 2:06:15.88 |
| 19                         | 1147 | Majid Mohammed        | UAE          | 32  | 0:30:26 | 1:07:07       | 1:12:07 | 1:42:20 | 1:48:00 | 2:03:03 | 2:06:15.91 |
| 20                         | 1208 | Ruben Vispoel         | BEL          | 32  | 0:30:27 | 1:06:47       | 1:11:55 | 1:42:24 | 1:48:00 | 2:03:04 | 2:06:16.11 |
| 21                         | 1021 | Khaled Alkhalifa      | KUW          | 27  | 0:30:25 | 1:07:07       | 1:12:07 | 1:42:23 | 1:48:01 | 2:03:04 | 2:06:16.13 |
| 22                         | 1217 | Saeed Alblooshi       | UAE          | 27  | 0:30:28 | 1:07:15       | 1:12:11 | 1:42:24 | 1:48:03 | 2:03:05 | 2:06:16.33 |
| 23                         | 1225 | Harib Ibrahim         | UAE          | 30  | 0:30:25 | 1:07:08       | 1:12:08 | 1:42:21 | 1:48:01 | 2:03:03 | 2:06:16.64 |
| 24                         | 1215 | Abdullah Abdurabu     | UAE          | 30  | 0:30:29 | 1:07:08       | 1:12:06 | 1:42:21 | 1:48:00 | 2:03:04 | 2:06:16.66 |
| 25                         | 1222 | Michael Den Draak     | NED          | 23  | 0:30:27 | 1:07:15       | 1:12:13 | 1:42:28 | 1:48:04 | 2:03:06 | 2:06:17.33 |
| 26                         | 1086 | Alvaro Galindo        | ESP          | 31  | 0:30:24 | 1:07:09       | 1:12:09 | 1:42:19 | 1:48:00 | 2:03:03 | 2:06:17.80 |
| 27                         | 1198 | Kulmiye Tifow         | NED          | 30  | 0:30:26 | n.a.          | 1:12:11 | 1:42:25 | 1:48:03 | 2:03:02 | 2:06:18.40 |
| 28                         | 1219 | Ali Albloushi         | UAE          | 31  | 0:30:27 | 1:06:46       | 1:11:56 | 1:42:22 | 1:48:01 | 2:03:05 | 2:06:20.18 |
| 29                         | 1002 | Mansoor Alsubaiei     | KUW          | 25  | 0:30:25 | 1:07:07       | 1:12:06 | 1:42:25 | 1:48:01 | 2:03:05 | 2:06:20.29 |
| 30                         | 1231 | Joshua Salvatus       | PHI          | 29  | 0:30:30 | 1:07:12       | 1:12:13 | 1:42:26 | 1:48:03 | 2:03:06 | 2:06:21.55 |
| 31                         | 1024 | Hadeif Alsuwaidi      | UAE          | 24  | 0:30:30 | 1:07:09       | 1:12:10 | 1:42:23 | 1:48:02 | 2:03:04 | 2:06:21.88 |
| 32                         | 1140 | Marc Matudio          | PHI          | 33  | 0:30:23 | 1:07:11       | 1:12:12 | 1:42:21 | 1:47:59 | 2:03:06 | 2:06:23.21 |
| 33                         | 1190 | Mohammed Sulieman     | PLE          | 29  | 0:30:28 | 1:07:13       | 1:12:12 | 1:42:21 | 1:48:01 | 2:03:05 | 2:06:23.49 |
| 34                         | 1001 | Hamad Alenezi         | KUW          | 28  | 0:30:25 | 1:07:06       | 1:12:07 | 1:42:22 | 1:48:00 | 2:03:04 | 2:06:24.64 |
| 35                         | 1042 | Carlo Beretta         | ITA          | 30  | 0:30:27 | 1:07:12       | 1:12:12 | 1:42:23 | 1:48:01 | 2:03:03 | 2:06:32.12 |
| 36                         | 1202 | Ernesto Toraliza      | PHI          | 33  | 0:30:26 | 1:07:11       | 1:12:09 | 1:42:22 | 1:48:00 | 2:05:01 | 2:08:44.54 |
| 37                         | 1230 | Farooq Mahmoud        | UAE          | 31  | 0:30:24 | 1:08:01       | 1:13:58 | n.a.    | n.a.    | 2:06:22 | 2:09:45.24 |
| 38                         | 1022 | Hamad Alsabri         | UAE          | 23  | 0:30:26 | 1:06:47       | 1:11:54 | 1:42:25 | 1:48:01 | 2:06:22 | 2:09:45.32 |
| 39                         | 1234 | Adil Teli             | IND          | 25  | 0:30:28 | 1:07:15       | 1:12:14 | 1:44:20 | 1:50:32 | 2:06:20 | 2:09:45.96 |
| 40                         | 1199 | Jemuel Tiongson       | PHI          | 28  | 0:30:28 | 1:07:16       | 1:12:15 | 1:44:20 | 1:50:32 | 2:06:21 | 2:09:46.61 |

# Spinneys Dubai 92 Cycle Challenge 2023

## 92 Km - Age Group UCI qualifiers

| Age Group: Men 35-39 Years |      |                          | Started: 158 |     |         | Qualified: 40 |         |         |         |         |            |
|----------------------------|------|--------------------------|--------------|-----|---------|---------------|---------|---------|---------|---------|------------|
| Rank                       | Bib  | Name                     | Nat          | Age | 22.7km  | 50.0km        | 54.0km  | 77.4km  | 81.9km  | 92.5km  | Finish     |
| 1                          | 1548 | Alexandr Pliuschin       | MDA          | 36  | 0:30:26 | 1:07:12       | 1:12:10 | 1:41:28 | 1:47:02 | 2:01:20 | 2:04:39.26 |
| 2                          | 1471 | Mohamed Radhi            | UAE          | 37  | 0:30:27 | 1:07:11       | 1:12:08 | 1:42:24 | 1:48:02 | 2:03:03 | 2:06:13.81 |
| 3                          | 1480 | Gonzalo Romero           | VEN          | 34  | 0:30:27 | 1:07:13       | 1:12:12 | 1:42:24 | 1:48:00 | 2:03:05 | 2:06:14.97 |
| 4                          | 1384 | Ed Fearn                 | GBR          | 36  | 0:30:25 | 1:07:17       | 1:12:13 | 1:42:09 | 1:48:04 | 2:03:04 | 2:06:17.33 |
| 5                          | 1542 | Simon Henley             | GBR          | 38  | 0:30:32 | 1:07:08       | 1:12:05 | 1:42:19 | 1:48:00 | 2:03:06 | 2:06:20.59 |
| 6                          | 1370 | Jamil Daouk              | LIB          | 37  | 0:30:30 | 1:07:11       | 1:12:13 | 1:42:24 | 1:48:03 | 2:03:06 | 2:06:24.54 |
| 7                          | 1516 | Edgardo Tunay            | PHI          | 35  | 0:30:34 | 1:07:14       | 1:12:16 | 1:42:26 | 1:48:04 | 2:03:07 | 2:06:24.85 |
| 8                          | 1321 | Saad Alblooshi           | UAE          | 38  | 0:30:27 | 1:07:08       | 1:12:06 | 1:42:24 | 1:48:00 | 2:03:07 | 2:06:46.48 |
| 9                          | 2172 | Dmitry Menshenin         | RUS          | 39  | 0:30:30 | 1:07:19       | 1:12:19 | 1:44:19 | 1:50:32 | 2:06:21 | 2:09:49.51 |
| 10                         | 1402 | Fabian Hoehn             | GER          | 38  | 0:30:30 | 1:07:11       | 1:12:12 | 1:44:18 | 1:50:32 | 2:06:22 | 2:09:50.52 |
| 11                         | 1409 | Adel Jalal               | UAE          | 37  | 0:30:27 | 1:07:08       | 1:12:10 | 1:44:19 | 1:50:30 | 2:06:21 | 2:09:50.97 |
| 12                         | 1536 | Hassan Ali               | EGY          | 39  | 0:30:26 | 1:07:13       | 1:12:11 | 1:46:07 | 1:52:45 | 2:09:42 | 2:13:19.85 |
| 13                         | 1334 | Muhammad Asif            | PAK          | 38  | 0:30:31 | 1:07:18       | 1:12:18 | 1:46:07 | 1:52:46 | 2:09:42 | 2:13:20.28 |
| 14                         | 1403 | Ryan Hunt                | GBR          | 35  | 0:30:26 | 1:07:10       | 1:12:13 | 1:46:45 | 1:54:09 | 2:11:00 | 2:14:39.44 |
| 15                         | 1499 | Milan Stojanovic         | SRB          | 36  | 0:31:51 | 1:11:29       | 1:17:04 | 1:50:15 | 1:56:32 | 2:11:58 | 2:15:09.65 |
| 16                         | 1455 | Alberto Ortega           | GBR          | 37  | 0:31:55 | 1:11:33       | 1:17:07 | 1:50:24 | 1:56:37 | 2:11:59 | 2:15:14.75 |
| 17                         | 1496 | Darragh Smith            | IRL          | 38  | 0:31:55 | 1:11:31       | 1:17:09 | 1:50:21 | 1:56:35 | 2:11:59 | 2:15:19.18 |
| 18                         | 1414 | Mohammed Abdul Rahee     | IND          | 34  | 0:31:54 | 1:11:25       | 1:17:05 | 1:50:21 | 1:56:35 | 2:12:00 | 2:15:20.70 |
| 19                         | 1326 | Mousa Alhourani          | PLE          | 36  | 0:31:54 | 1:11:26       | 1:17:06 | 1:50:22 | 1:56:37 | 2:11:59 | 2:15:25.02 |
| 20                         | 1470 | Branimir Putnik          | SRB          | 38  | 0:31:53 | 1:11:25       | 1:17:05 | 1:50:23 | 1:56:34 | 2:11:59 | 2:15:25.03 |
| 21                         | 1511 | Nikita Terekhov          | RUS          | 36  | 0:31:58 | 1:11:35       | 1:17:11 | 1:50:24 | 1:56:39 | 2:12:00 | 2:15:26.48 |
| 22                         | 1524 | Vladimir Vukelic         | SRB          | 37  | 0:31:57 | 1:11:36       | 1:17:13 | 1:50:30 | 1:56:41 | 2:11:58 | 2:15:28.96 |
| 23                         | 1357 | Guillermo Castro         | COL          | 35  | 0:31:56 | 1:11:37       | n.a.    | 1:50:25 | 1:56:39 | 2:12:03 | 2:15:35.74 |
| 24                         | 1443 | Almir Mujic              | BIH          | 38  | 0:31:56 | n.a.          | 1:17:13 | 1:50:34 | 1:56:42 | 2:11:58 | 2:15:41.59 |
| 25                         | 1380 | Philip Emslie            | RSA          | 38  | 0:31:54 | 1:11:27       | 1:17:06 | 1:50:26 | 1:56:38 | 2:11:59 | 2:15:54.61 |
| 26                         | 1394 | Mark Jayson Gonzales     | PHI          | 37  | 0:32:00 | n.a.          | 1:17:15 | 1:50:31 | 1:56:53 | 2:14:09 | 2:17:57.24 |
| 27                         | 1410 | Bala Ji                  | IND          | 36  | 0:32:01 | n.a.          | 1:17:15 | 1:50:27 | 1:56:55 | 2:14:11 | 2:18:02.66 |
| 28                         | 1549 | Markdenz Trinio          | PHI          | 38  | 0:32:01 | 1:11:38       | 1:17:13 | 1:50:29 | 1:56:52 | 2:15:41 | 2:20:21.79 |
| 29                         | 1371 | Sami Debizet             | ALG          | 36  | 0:31:54 | 1:11:31       | 1:17:09 | 1:50:28 | 1:56:51 | 2:18:30 | 2:23:29.88 |
| 30                         | 1365 | Jonathan Constant        | GBR          | 34  | 0:35:06 | 1:17:27       | 1:23:20 | 1:57:55 | 2:04:30 | 2:21:38 | 2:24:54.52 |
| 31                         | 1468 | Mikhail Pushkarev        | RUS          | 35  | 0:35:04 | 1:17:30       | 1:23:22 | 1:57:52 | 2:04:35 | 2:21:36 | 2:24:55.29 |
| 32                         | 1344 | Marius Botezatu          | ROU          | 35  | 0:34:57 | n.a.          | 1:23:18 | 1:57:44 | 2:04:35 | 2:21:37 | 2:24:55.30 |
| 33                         | 1486 | Amine Senhaji            | MAR          | 35  | 0:34:54 | 1:17:15       | 1:23:14 | 1:57:47 | 2:04:33 | 2:21:38 | 2:24:59.27 |
| 34                         | 1426 | Robert Laryea            | GHA          | 38  | 0:35:00 | 1:17:31       | 1:23:20 | 1:57:49 | 2:04:38 | 2:21:40 | 2:25:02.10 |
| 35                         | 1513 | Aleks Tkacenko           | LTU          | 37  | 0:34:58 | 1:17:30       | 1:23:22 | 1:57:43 | 2:04:33 | 2:21:38 | 2:25:02.67 |
| 36                         | 1413 | Zakkariya Kaliyarakath O | IND          | 36  | 0:34:58 | 1:17:17       | 1:23:15 | 1:57:48 | 2:04:34 | 2:21:42 | 2:25:04.20 |
| 37                         | 1408 | Antoine Jaillet          | FRA          | 37  | 0:34:54 | 1:17:29       | 1:23:23 | 1:57:52 | 2:04:44 | 2:21:41 | 2:25:05.87 |
| 38                         | 1510 | Alex Tennant             | GBR          | 34  | 0:35:05 | n.a.          | 1:23:24 | 1:57:50 | 2:04:39 | 2:21:42 | 2:25:06.00 |
| 39                         | 1425 | Sergei Lebedev           | RUS          | 38  | 0:35:06 | 1:17:23       | 1:23:20 | 1:57:57 | 2:04:47 | 2:21:44 | 2:25:10.37 |
| 40                         | 1305 | Abdelhamid Abdelghani    | EGY          | 38  | 0:34:52 | 1:17:19       | 1:23:17 | 1:57:40 | 2:04:31 | 2:21:47 | 2:25:11.20 |



# Spinneys Dubai 92 Cycle Challenge 2023

## 92 Km - Age Group UCI qualifiers

| Age Group: Men 40-44 Years |      |                        | Started: 197 |     |         | Qualified: 50 |         |         |         |         |            |
|----------------------------|------|------------------------|--------------|-----|---------|---------------|---------|---------|---------|---------|------------|
| Rank                       | Bib  | Name                   | Nat          | Age | 22.7km  | 50.0km        | 54.0km  | 77.4km  | 81.9km  | 92.5km  | Finish     |
| 1                          | 2241 | Erwan Sidaner          | FRA          | 39  | 0:30:29 | 1:07:10       | 1:12:06 | 1:42:23 | 1:48:03 | 2:03:03 | 2:06:14.84 |
| 2                          | 2127 | Yuri Jongkind          | NED          | 42  | 0:30:26 | 1:07:10       | 1:12:11 | 1:42:19 | 1:48:00 | 2:03:03 | 2:06:14.96 |
| 3                          | 2264 | Kristof Van Cauwenberg | BEL          | 39  | 0:30:25 | 1:07:11       | 1:12:10 | 1:42:23 | 1:48:01 | 2:03:04 | 2:06:16.34 |
| 4                          | 2281 | Abdullah Alhattawi     | UAE          | 39  | 0:30:27 | 1:07:14       | 1:12:12 | 1:42:24 | 1:48:01 | 2:03:04 | 2:06:16.69 |
| 5                          | 2263 | Dennis Ultz            | GER          | 39  | 0:30:30 | 1:07:13       | 1:12:13 | 1:42:23 | 1:48:02 | 2:03:05 | 2:06:16.97 |
| 6                          | 2013 | Khalefa Alhammadi      | UAE          | 39  | 0:30:29 | 1:07:14       | 1:12:14 | 1:42:25 | 1:48:05 | 2:03:06 | 2:06:17.63 |
| 7                          | 2186 | Nicholas Nellis        | GBR          | 41  | 0:30:27 | n.a.          | 1:12:14 | 1:42:25 | 1:48:02 | 2:03:04 | 2:06:18.67 |
| 8                          | 2237 | Borja Sanz             | ESP          | 42  | 0:30:23 | 1:07:11       | 1:12:12 | 1:42:21 | 1:47:58 | 2:03:05 | 2:06:21.11 |
| 9                          | 2070 | Majed Dirsiyeh         | JOR          | 43  | 0:30:30 | 1:07:11       | 1:12:15 | 1:42:17 | 1:47:58 | 2:03:05 | 2:06:21.53 |
| 10                         | 2303 | Richard Reocreux       | FRA          | 41  | 0:30:35 | 1:07:20       | 1:12:19 | 1:44:18 | 1:50:31 | 2:06:19 | 2:09:49.02 |
| 11                         | 2014 | Alnekhaira Alkhaili    | UAE          | 43  | 0:30:29 | 1:07:12       | 1:12:12 | 1:46:04 | 1:52:45 | 2:09:39 | 2:13:16.01 |
| 12                         | 2012 | Awad Alhamli           | UAE          | 42  | 0:30:28 | n.a.          | 1:12:17 | 1:46:06 | 1:52:44 | 2:09:42 | 2:13:16.02 |
| 13                         | 2205 | Martin Pfeiffer        | GER          | 43  | 0:31:48 | 1:11:27       | 1:17:06 | 1:50:18 | 1:56:32 | 2:11:59 | 2:15:08.11 |
| 14                         | 2049 | Rex Cariño             | PHI          | 39  | 0:31:49 | 1:11:34       | 1:17:09 | 1:50:20 | 1:56:34 | 2:11:58 | 2:15:09.37 |
| 15                         | 2096 | Kris Guns              | BEL          | 43  | 0:31:50 | n.a.          | n.a.    | n.a.    | n.a.    | 2:11:57 | 2:15:10.04 |
| 16                         | 2278 | Shen Xiaoming          | CHN          | 41  | 0:31:50 | 1:11:23       | n.a.    | 1:50:15 | 1:56:31 | 2:11:58 | 2:15:10.06 |
| 17                         | 2262 | Rowan Tyler            | RSA          | 43  | 0:31:49 | 1:11:27       | 1:17:03 | 1:50:19 | 1:56:33 | 2:11:58 | 2:15:12.24 |
| 18                         | 2042 | David Brady            | GBR          | 43  | 0:31:50 | 1:11:29       | 1:17:05 | 1:50:21 | 1:56:38 | 2:11:58 | 2:15:13.51 |
| 19                         | 2143 | Gavin Kwas             | GBR          | 41  | 0:31:50 | 1:11:23       | 1:17:05 | 1:50:18 | 1:56:33 | 2:11:58 | 2:15:13.54 |
| 20                         | 2195 | Norman Pablo           | PHI          | 39  | 0:31:50 | 1:11:28       | 1:17:05 | n.a.    | 1:56:32 | 2:11:59 | 2:15:13.79 |
| 21                         | 2174 | Zhak Mikhail           | RUS          | 43  | 0:31:51 | n.a.          | 1:17:06 | 1:50:21 | 1:56:33 | 2:11:58 | 2:15:14.13 |
| 22                         | 2231 | Valeriy Rybak          | RUS          | 39  | 0:31:55 | 1:11:33       | 1:17:09 | 1:50:23 | 1:56:37 | 2:11:59 | 2:15:15.11 |
| 23                         | 2123 | Sven Jelen             | GER          | 44  | 0:31:56 | 1:11:30       | 1:17:07 | n.a.    | 1:56:37 | 2:11:59 | 2:15:15.56 |
| 24                         | 2078 | Alexander Epifanov     | RUS          | 41  | 0:31:53 | n.a.          | n.a.    | n.a.    | n.a.    | 2:12:00 | 2:15:16.01 |
| 25                         | 2208 | Jan Podzimek           | CZE          | 40  | 0:32:02 | 1:11:40       | n.a.    | 1:50:32 | 1:56:50 | 2:11:59 | 2:15:16.66 |
| 26                         | 2115 | Jason Hooper           | RSA          | 43  | 0:31:59 | 1:11:37       | 1:17:12 | 1:50:28 | 1:56:47 | 2:11:59 | 2:15:17.32 |
| 27                         | 2274 | Elliot Wilde           | USA          | 39  | 0:31:57 | 1:11:37       | 1:17:08 | 1:50:26 | 1:56:44 | 2:12:03 | 2:15:19.50 |
| 28                         | 2029 | Ryan Barnal            | PHI          | 40  | 0:31:57 | n.a.          | 1:17:11 | 1:50:30 | 1:56:50 | 2:12:00 | 2:15:20.00 |
| 29                         | 2286 | Nicolas De Thillot     | FRA          | 39  | 0:31:55 | 1:11:29       | 1:17:06 | 1:50:18 | 1:56:36 | 2:11:58 | 2:15:20.03 |
| 30                         | 2080 | Serge Fadel            | LIB          | 43  | 0:31:47 | 1:11:27       | 1:17:06 | 1:50:20 | 1:56:32 | 2:12:02 | 2:15:20.41 |
| 31                         | 2047 | Osmar Camelo           | BRA          | 42  | 0:31:54 | 1:11:28       | 1:17:08 | 1:50:23 | 1:56:36 | 2:12:00 | 2:15:20.53 |
| 32                         | 2283 | Michael Brennan        | GBR          | 42  | 0:32:01 | 1:11:32       | 1:17:10 | n.a.    | 1:56:44 | 2:11:58 | 2:15:21.58 |
| 33                         | 2025 | Ide Balleras           | PHI          | 39  | 0:31:54 | 1:11:25       | 1:17:07 | 1:50:23 | 1:56:37 | 2:12:01 | 2:15:22.49 |
| 34                         | 2069 | Nicolas W. Dib         | LIB          | 43  | 0:32:00 | 1:11:31       | 1:17:11 | 1:50:27 | 1:56:40 | 2:12:01 | 2:15:23.77 |
| 35                         | 2077 | Omer Alfarook Elsheikh | SUD          | 39  | 0:31:55 | 1:11:29       | 1:17:07 | 1:50:20 | 1:56:36 | 2:12:00 | 2:15:24.07 |
| 36                         | 2212 | Kasper Poulsen         | DEN          | 41  | 0:31:52 | 1:11:31       | 1:17:08 | 1:50:25 | 1:56:37 | 2:12:02 | 2:15:24.19 |
| 37                         | 2072 | Carl Mark Don          | PHI          | 41  | 0:32:05 | n.a.          | 1:17:12 | 1:50:30 | 1:56:50 | 2:12:01 | 2:15:24.56 |
| 38                         | 2100 | Hamzeh Hamarneh        | JOR          | 40  | 0:31:55 | 1:11:30       | 1:17:09 | 1:50:24 | 1:56:39 | 2:11:59 | 2:15:25.85 |
| 39                         | 2224 | Gad Benjo Rivera       | PHI          | 43  | 0:31:50 | 1:11:30       | 1:17:08 | n.a.    | 1:56:40 | 2:12:04 | 2:15:25.89 |
| 40                         | 2298 | Ahmad Qahhar Termizi   | MAS          | 40  | 0:31:58 | 1:11:40       | n.a.    | 1:50:30 | 1:56:54 | 2:12:04 | 2:15:27.16 |
| 41                         | 2119 | Daniel Hutchison       | GBR          | 39  | 0:31:58 | 1:11:35       | 1:17:11 | n.a.    | 1:56:54 | 2:12:05 | 2:15:29.08 |
| 42                         | 2232 | Loy Sagarino           | PHI          | 39  | 0:31:56 | 1:11:34       | 1:17:12 | 1:50:29 | 1:56:43 | 2:12:02 | 2:15:30.37 |
| 43                         | 2228 | Robbie Roockley        | AUS          | 43  | 0:31:56 | n.a.          | 1:17:10 | 1:50:26 | 1:56:38 | 2:11:58 | 2:15:32.32 |
| 44                         | 2028 | Tony Bagnall           | GBR          | 40  | 0:32:02 | 1:11:37       | 1:17:14 | 1:50:26 | 1:56:42 | 2:12:05 | 2:15:36.10 |
| 45                         | 2010 | Abdulghaffar Alkhajah  | UAE          | 43  | 0:32:03 | 1:11:22       | 1:17:02 | 1:50:22 | 1:56:36 | 2:12:04 | 2:15:36.50 |
| 46                         | 2141 | Rasika Saman Kumara K  | SRI          | 40  | 0:31:59 | 1:11:32       | 1:17:11 | 1:50:25 | 1:56:40 | 2:12:04 | 2:15:38.97 |
| 47                         | 2112 | Dhan Hirani            | UAE          | 42  | 0:31:56 | 1:11:34       | 1:17:10 | 1:50:26 | 1:56:38 | 2:11:59 | 2:15:43.10 |
| 48                         | 2190 | Joey Nuqui             | PHI          | 43  | 0:31:54 | n.a.          | n.a.    | 1:50:30 | 1:56:42 | 2:12:02 | 2:15:53.63 |
| 49                         | 2015 | Collin Allin           | RSA          | 43  | 0:31:57 | 1:11:34       | 1:17:11 | 1:50:27 | 1:56:43 | 2:12:00 | 2:15:54.22 |
| 50                         | 2239 | Jesus Sembrano         | PHI          | 42  | 0:32:03 | 1:11:36       | 1:17:12 | 1:50:34 | 1:56:56 | 2:12:05 | 2:15:59.97 |

# Spinneys Dubai 92 Cycle Challenge 2023

## 92 Km - Age Group UCI qualifiers

| Age Group: Men 45-49 Years |      |                     | Started: 189 |     |         | Qualified: 48 |         |         |         |         |            |
|----------------------------|------|---------------------|--------------|-----|---------|---------------|---------|---------|---------|---------|------------|
| Rank                       | Bib  | Name                | Nat          | Age | 22.7km  | 50.0km        | 54.0km  | 77.4km  | 81.9km  | 92.5km  | Finish     |
| 1                          | 3241 | Bart Van Den Dries  | BEL          | 48  | 0:30:26 | 1:07:09       | 1:12:11 | 1:42:22 | 1:48:01 | 2:03:03 | 2:06:13.86 |
| 2                          | 3056 | George Channings    | GBR          | 46  | 0:30:28 | n.a.          | n.a.    | n.a.    | 1:48:02 | 2:03:04 | 2:06:14.94 |
| 3                          | 3064 | Si Cox              | GBR          | 48  | 0:30:25 | 1:07:11       | 1:12:12 | 1:42:24 | 1:48:01 | 2:03:05 | 2:06:15.06 |
| 4                          | 3157 | Ian Martin          | GBR          | 46  | 0:30:29 | 1:07:13       | 1:12:12 | 1:42:23 | 1:48:01 | 2:03:05 | 2:06:16.30 |
| 5                          | 3272 | Aref Rafat          | UAE          | 44  | 0:30:28 | 1:07:14       | 1:12:15 | 1:42:19 | 1:48:03 | 2:03:05 | 2:06:18.25 |
| 6                          | 3083 | Tom Dvoracek        | SVK          | 45  | 0:30:27 | 1:07:11       | 1:12:13 | 1:42:21 | 1:48:02 | 2:03:04 | 2:06:19.57 |
| 7                          | 3274 | Rene Van Woerkom    | NED          | 44  | 0:30:28 | n.a.          | 1:12:14 | 1:42:21 | 1:48:02 | 2:03:06 | 2:06:24.18 |
| 8                          | 3061 | Tim Cordon          | GBR          | 47  | 0:30:25 | 1:07:09       | 1:12:09 | 1:42:20 | 1:48:00 | 2:03:05 | 2:06:24.99 |
| 9                          | 3218 | Gregory Simpson     | RSA          | 44  | 0:30:27 | n.a.          | 1:12:15 | 1:44:19 | 1:50:31 | 2:06:20 | 2:09:46.38 |
| 10                         | 3098 | Joakim Franzen      | SWE          | 45  | 0:30:32 | 1:07:18       | 1:12:16 | 1:43:04 | 1:49:52 | 2:06:19 | 2:09:46.63 |
| 11                         | 3242 | Gerry Van Den Eynde | BEL          | 44  | 0:30:33 | 1:07:19       | 1:12:18 | 1:44:16 | 1:50:30 | 2:06:19 | 2:09:47.17 |
| 12                         | 3039 | Zaal Bin Zaal       | UAE          | 45  | 0:30:32 | n.a.          | 1:12:18 | 1:46:05 | 1:52:45 | 2:09:39 | 2:13:17.42 |
| 13                         | 3011 | Mohamed Al Shehhi   | UAE          | 44  | 0:30:30 | 1:07:15       | 1:12:17 | 1:46:05 | 1:52:44 | 2:09:43 | 2:13:20.86 |
| 14                         | 3116 | Christian Henn      | GER          | 46  | 0:30:32 | n.a.          | 1:12:18 | 1:47:43 | 1:54:09 | 2:11:00 | 2:14:38.81 |
| 15                         | 3171 | Daniel Mitre        | ROU          | 45  | 0:30:31 | 1:07:20       | 1:12:21 | 1:47:45 | 1:54:11 | 2:11:01 | 2:14:38.85 |
| 16                         | 3110 | Enrico Guida        | ITA          | 44  | 0:31:51 | 1:11:24       | n.a.    | 1:50:20 | 1:56:31 | 2:11:57 | 2:15:08.64 |
| 17                         | 3281 | Robert Zweegers     | NED          | 46  | 0:31:50 | 1:11:24       | 1:17:04 | 1:50:19 | 1:56:31 | 2:11:57 | 2:15:09.88 |
| 18                         | 3030 | Andrus Asavi        | EST          | 46  | 0:31:49 | 1:11:23       | n.a.    | 1:50:19 | 1:56:32 | 2:11:58 | 2:15:09.95 |
| 19                         | 3175 | Rajesh Kumar Nair   | ITA          | 49  | 0:31:50 | n.a.          | n.a.    | 1:50:20 | 1:56:32 | 2:11:59 | 2:15:11.22 |
| 20                         | 3204 | Stephane Rinkin     | BEL          | 47  | 0:31:50 | n.a.          | 1:17:04 | 1:50:18 | 1:56:32 | 2:11:57 | 2:15:11.44 |
| 21                         | 3070 | Guy Dallas          | IRL          | 47  | 0:31:53 | 1:11:28       | 1:17:05 | 1:50:23 | 1:56:37 | 2:11:59 | 2:15:12.62 |
| 22                         | 3127 | Mads Johansen       | DEN          | 47  | 0:31:54 | n.a.          | 1:17:09 | 1:50:18 | 1:56:34 | 2:12:00 | 2:15:14.45 |
| 23                         | 3205 | Laing Robson        | GBR          | 45  | 0:31:48 | n.a.          | n.a.    | n.a.    | n.a.    | 2:11:58 | 2:15:14.53 |
| 24                         | 3205 | Laing Robson        | GBR          | 45  | 0:31:48 | 1:11:19       | 1:17:03 | 1:50:18 | 1:56:32 | 2:11:58 | 2:15:14.54 |
| 25                         | 3128 | Bradley Jones       | USA          | 45  | 0:31:52 | 1:11:27       | 1:17:04 | 1:50:19 | 1:56:34 | 2:11:59 | 2:15:14.72 |
| 26                         | 3109 | Tito Guevara        | COL          | 46  | 0:31:53 | 1:11:26       | 1:17:06 | 1:50:23 | 1:56:33 | 2:11:58 | 2:15:16.23 |
| 27                         | 3149 | Ross Maclean        | GBR          | 45  | 0:31:53 | 1:11:24       | 1:17:06 | 1:50:21 | 1:56:36 | 2:12:00 | 2:15:16.43 |
| 28                         | 3268 | Marc Merchant       | GBR          | 46  | 0:31:52 | 1:11:27       | 1:17:06 | 1:50:19 | 1:56:34 | 2:12:00 | 2:15:21.13 |
| 29                         | 3147 | Jaco Luijendijk     | NED          | 46  | 0:31:55 | 1:11:20       | 1:17:03 | 1:50:18 | 1:56:37 | 2:12:02 | 2:15:22.52 |
| 30                         | 3238 | Ryan Gabriel Valdez | PHI          | 45  | 0:32:06 | 1:11:40       | 1:17:16 | 1:50:33 | 1:56:58 | 2:12:03 | 2:15:24.95 |
| 31                         | 3119 | Paul Higginson      | UAE          | 45  | 0:31:53 | 1:11:30       | 1:17:08 | 1:50:21 | 1:56:36 | 2:12:01 | 2:15:26.84 |
| 32                         | 3254 | Gustavo Zorrilla    | AUS          | 44  | 0:32:02 | 1:11:37       | 1:17:15 | 1:50:32 | 1:56:45 | 2:12:00 | 2:15:27.12 |
| 33                         | 3112 | James Hall          | GBR          | 44  | 0:32:04 | 1:11:32       | 1:17:11 | 1:50:31 | 1:56:44 | 2:12:04 | 2:15:32.87 |
| 34                         | 3012 | Abdulla Al Faqeeh   | UAE          | 44  | 0:31:57 | 1:11:38       | 1:17:14 | 1:50:32 | 1:56:55 | 2:12:05 | 2:15:34.10 |
| 35                         | 3036 | Martin Bain         | GBR          | 48  | 0:31:58 | 1:11:30       | n.a.    | 1:50:25 | 1:56:51 | 2:12:02 | 2:15:35.80 |
| 36                         | 3076 | Bruno Devinck       | BEL          | 47  | 0:31:56 | 1:11:24       | 1:17:04 | 1:50:24 | 1:56:40 | 2:11:59 | 2:15:36.44 |
| 37                         | 3027 | Mohammed Alqubaisi  | UAE          | 48  | 0:31:52 | 1:11:29       | 1:17:09 | 1:50:25 | 1:56:43 | 2:12:04 | 2:15:36.51 |
| 38                         | 3302 | Tevelev Vadim       | RUS          | 46  | 0:31:59 | 1:11:36       | 1:17:14 | 1:50:20 | 1:56:42 | 2:12:06 | 2:15:37.38 |
| 39                         | 3214 | Kacper Sawicki      | POL          | 45  | 0:32:02 | 1:11:29       | n.a.    | 1:50:28 | 1:56:45 | 2:12:03 | 2:15:41.91 |
| 40                         | 3118 | Sven Heselhaus      | NED          | 47  | 0:31:53 | n.a.          | 1:17:08 | 1:50:23 | 1:56:38 | 2:12:01 | 2:15:42.31 |
| 41                         | 3189 | Luis Pardini        | BRA          | 44  | 0:32:02 | 1:11:39       | 1:17:14 | 1:50:30 | 1:56:55 | 2:12:00 | 2:15:44.77 |
| 42                         | 3115 | Christian Haneke    | GER          | 48  | 0:31:50 | 1:11:29       | 1:17:08 | 1:50:20 | 1:56:32 | 2:12:01 | 2:17:00.95 |
| 43                         | 3084 | Christian Dwyer     | GBR          | 44  | 0:31:51 | 1:11:27       | 1:17:05 | 1:50:17 | 1:56:34 | 2:12:00 | 2:20:04.90 |
| 44                         | 3080 | Randy Domingo       | PHI          | 45  | 0:31:58 | n.a.          | 1:17:10 | 1:50:32 | 1:56:52 | 2:18:38 | 2:23:04.08 |
| 45                         | 3152 | Kesh Malli          | CAN          | 48  | 0:31:53 | 1:11:32       | 1:17:07 | 1:50:24 | 1:56:32 | 2:11:57 | 2:24:27.01 |
| 46                         | 3301 | Franclim Oliveira   | POR          | 44  | 0:34:56 | 1:17:18       | 1:23:15 | 1:57:46 | 2:04:34 | 2:21:37 | 2:24:53.26 |
| 47                         | 3166 | Jamie Mcleod        | GBR          | 48  | 0:35:03 | 1:17:29       | 1:23:22 | 1:57:50 | 2:04:35 | 2:21:38 | 2:24:55.42 |
| 48                         | 3257 | Andro Du Toit       | RSA          | 47  | 0:35:04 | 1:17:33       | 1:23:22 | 1:57:56 | 2:04:40 | 2:21:39 | 2:24:58.53 |

# Spinneys Dubai 92 Cycle Challenge 2023

## 92 Km - Age Group UCI qualifiers

Age Group: Men 50-54 Years

Started: 129

Qualified: 33

| Rank | Bib  | Name                   | Nat | Age | 22.7km  | 50.0km  | 54.0km  | 77.4km  | 81.9km  | 92.5km  | Finish     |
|------|------|------------------------|-----|-----|---------|---------|---------|---------|---------|---------|------------|
| 1    | 3621 | Shaun Carey            | IRL | 53  | 0:30:28 | 1:07:13 | 1:12:11 | 1:42:22 | 1:48:02 | 2:03:05 | 2:06:13.98 |
| 2    | 3645 | Eric Egelstig          | SWE | 49  | 0:30:28 | 1:07:16 | 1:12:15 | 1:42:19 | 1:48:01 | 2:03:04 | 2:06:14.57 |
| 3    | 3776 | Giovambattista Iera    | FRA | 51  | 0:30:26 | 1:07:13 | 1:12:11 | 1:42:22 | 1:47:59 | 2:03:04 | 2:06:14.82 |
| 4    | 3616 | Andy Brown             | GBR | 53  | 0:30:33 | 1:07:20 | 1:12:20 | 1:44:18 | 1:50:31 | 2:06:21 | 2:09:49.31 |
| 5    | 3631 | Danny Cordero          | PHI | 50  | 0:30:31 | 1:07:18 | 1:12:17 | 1:46:05 | 1:52:44 | 2:09:41 | 2:13:14.09 |
| 6    | 3698 | Simon Leech            | GBR | 53  | 0:30:31 | 1:07:18 | 1:12:19 | 1:47:44 | 1:54:10 | 2:11:01 | 2:14:34.34 |
| 7    | 3627 | Jury Chechi            | ITA | 53  | 0:31:51 | 1:11:24 | n.a.    | 1:50:19 | 1:56:33 | 2:11:57 | 2:15:09.83 |
| 8    | 3609 | Grant Blindell         | GBR | 50  | 0:31:56 | n.a.    | 1:17:07 | 1:50:24 | 1:56:37 | 2:12:00 | 2:15:11.84 |
| 9    | 3766 | Gary Wiseman           | GBR | 50  | 0:31:52 | n.a.    | 1:17:06 | 1:50:17 | 1:56:33 | 2:11:59 | 2:15:11.92 |
| 10   | 3663 | Steffen Goerig         | GER | 53  | 0:31:58 | 1:11:33 | 1:17:12 | 1:50:30 | 1:56:36 | 2:11:59 | 2:15:13.19 |
| 11   | 3691 | Pieter Kirsten         | RSA | 49  | 0:31:55 | 1:11:28 | 1:17:08 | 1:50:18 | 1:56:35 | 2:12:00 | 2:15:13.32 |
| 12   | 3695 | Ruben Lawrence         | GBR | 52  | 0:31:55 | 1:11:28 | 1:17:08 | 1:50:21 | 1:56:35 | 2:11:59 | 2:15:15.00 |
| 13   | 3687 | Darryn Keast           | RSA | 51  | 0:32:02 | 1:11:39 | 1:17:13 | 1:50:25 | 1:56:41 | 2:12:01 | 2:15:16.08 |
| 14   | 3747 | Andrew Shakeshaft      | GBR | 54  | 0:31:53 | 1:11:25 | 1:17:05 | 1:50:21 | 1:56:33 | 2:11:59 | 2:15:16.10 |
| 15   | 3629 | Flemming Christensen   | DEN | 50  | 0:31:52 | n.a.    | 1:17:06 | n.a.    | 1:56:34 | 2:11:59 | 2:15:18.75 |
| 16   | 3686 | Svyatoslav Kastritskiy | RUS | 51  | 0:32:04 | 1:11:38 | 1:17:15 | 1:50:32 | 1:56:45 | 2:12:01 | 2:15:20.22 |
| 17   | 3611 | Scott Bramley          | GBR | 49  | 0:32:03 | n.a.    | 1:17:13 | 1:50:23 | 1:56:41 | 2:12:02 | 2:15:24.22 |
| 18   | 3749 | Charanjit Singh        | IND | 49  | 0:32:00 | n.a.    | 1:17:10 | 1:50:27 | 1:56:39 | 2:12:03 | 2:15:27.30 |
| 19   | 3781 | Mark Stoesz            | USA | 50  | 0:31:59 | 1:11:39 | 1:17:14 | 1:50:29 | 1:56:46 | 2:12:01 | 2:15:27.33 |
| 20   | 3633 | Patrick Cox            | IRL | 50  | 0:31:59 | n.a.    | n.a.    | n.a.    | 1:56:55 | 2:12:03 | 2:15:28.21 |
| 21   | 3782 | Amin Subba             | NEP | 50  | 0:32:03 | 1:11:39 | 1:17:13 | 1:50:31 | 1:56:53 | 2:12:03 | 2:15:41.53 |
| 22   | 3753 | Craig Tanner           | AUS | 50  | 0:32:02 | 1:11:37 | 1:17:13 | 1:50:29 | 1:56:53 | 2:12:03 | 2:15:46.68 |
| 23   | 3696 | Dmitry Lazarev         | RUS | 51  | 0:32:02 | 1:11:38 | 1:17:13 | 1:50:30 | 1:56:43 | 2:14:08 | 2:17:56.61 |
| 24   | 3764 | Garth Willis           | GBR | 50  | 0:32:03 | 1:11:32 | 1:17:13 | 1:50:24 | 1:57:56 | 2:16:21 | 2:20:09.14 |
| 25   | 3752 | Hesham Talaat          | CAN | 49  | 0:32:00 | 1:11:41 | 1:17:16 | 1:52:02 | 1:59:14 | 2:18:36 | 2:22:37.88 |
| 26   | 3762 | Andrew Watt            | UAE | 50  | 0:34:55 | 1:17:18 | 1:23:12 | 1:57:44 | 2:04:32 | 2:21:38 | 2:24:53.84 |
| 27   | 3678 | Philippe Joseph Houben | BEL | 53  | 0:35:02 | 1:17:19 | 1:23:15 | 1:57:46 | 2:04:33 | 2:21:37 | 2:24:56.29 |
| 28   | 3671 | Tanvir Haque           | GBR | 51  | 0:35:01 | n.a.    | 1:23:18 | 1:57:48 | 2:04:28 | 2:21:37 | 2:24:58.30 |
| 29   | 3770 | John Ackhurst          | RSA | 51  | 0:35:00 | n.a.    | 1:23:17 | 1:57:46 | 2:04:36 | 2:21:39 | 2:25:01.94 |
| 30   | 3628 | Hicham Cherkaoui       | MAR | 50  | 0:35:06 | 1:17:19 | 1:23:17 | 1:57:44 | 2:04:29 | 2:21:38 | 2:25:02.06 |
| 31   | 3721 | Mark Newport           | GBR | 50  | 0:35:04 | 1:17:30 | 1:23:23 | 1:57:55 | 2:04:45 | 2:21:43 | 2:25:10.50 |
| 32   | 3721 | Mark Newport           | GBR | 50  | 0:35:04 | 1:17:30 | 1:23:23 | 1:57:55 | 2:04:45 | 2:21:43 | 2:25:10.52 |
| 33   | 3735 | Geraint Richards       | UAE | 52  | 0:34:59 | n.a.    | 1:23:14 | 1:57:42 | 2:04:32 | 2:21:44 | 2:25:10.83 |





# Spinneys Dubai 92 Cycle Challenge 2023

## 92 Km - Age Group UCI qualifiers

| Age Group: Men 55-59 Years |                            |   |     | Started: 77 |         |         | Qualified: 20 |         |         |            |
|----------------------------|----------------------------|---|-----|-------------|---------|---------|---------------|---------|---------|------------|
| Rank                       | Bib Name                   | Nat   | Age | 22.7km      | 50.0km  | 54.0km  | 77.4km        | 81.9km  | 92.5km  | Finish     |
| 1                          | 4034 Pierre Guitard        | FRA    | 55  | 0:30:27     | 1:07:09 | 1:12:10 | 1:42:23       | 1:48:00 | 2:03:03 | 2:06:15.97 |
| 2                          | 4093 Vadim Yudkin          | RUS    | 57  | 0:30:27     | 1:07:12 | 1:12:11 | 1:42:23       | 1:48:00 | 2:03:04 | 2:06:16.01 |
| 3                          | 4008 Christiaan Beyers     | RSA    | 54  | 0:30:34     | 1:07:20 | 1:12:20 | 1:42:27       | 1:48:04 | 2:03:07 | 2:06:20.94 |
| 4                          | 4062 Igor Mironov          | RUS    | 56  | 0:30:26     | 1:07:12 | 1:12:16 | 1:44:19       | 1:50:32 | 2:06:20 | 2:09:48.52 |
| 5                          | 4074 Francesc Robert-Ribes | AND    | 55  | 0:30:31     | 1:07:18 | 1:12:20 | 1:46:06       | 1:52:45 | 2:09:41 | 2:13:16.68 |
| 6                          | 4105 Andre Viljoen         | RSA    | 56  | 0:31:55     | 1:11:23 | 1:17:03 | 1:50:17       | 1:56:31 | 2:11:58 | 2:15:09.37 |
| 7                          | 4047 Massimiliano Lelli    | ITA    | 55  | 0:31:51     | 1:11:24 | 1:17:04 | 1:50:19       | 1:56:31 | 2:11:57 | 2:15:09.52 |
| 8                          | 4056 Gary Marescia         | RSA    | 54  | 0:31:52     | n.a.    | 1:17:04 | 1:50:19       | 1:56:32 | 2:11:57 | 2:15:10.48 |
| 9                          | 4014 Tim Carter            | RSA    | 57  | 0:31:52     | 1:11:24 | 1:17:04 | 1:50:18       | 1:56:34 | 2:11:58 | 2:15:11.46 |
| 10                         | 4050 Warren Luyt           | RSA    | 57  | 0:31:54     | 1:11:30 | 1:17:08 | 1:50:28       | 1:56:41 | 2:11:57 | 2:15:12.39 |
| 11                         | 4081 Peter Steendijk       | NED    | 54  | 0:31:55     | 1:11:28 | 1:17:07 | 1:50:23       | 1:56:35 | 2:11:59 | 2:15:14.21 |
| 12                         | 4040 Niels Hougaard        | DEN    | 54  | 0:31:53     | 1:11:31 | 1:17:09 | 1:50:21       | 1:56:34 | 2:12:01 | 2:15:16.35 |
| 13                         | 4100 Marcello Grasselli    | ITA    | 56  | 0:31:57     | 1:11:29 | 1:17:08 | 1:50:23       | 1:56:38 | 2:11:59 | 2:15:23.86 |
| 14                         | 4079 Sunilkumar Sekharan   | IND    | 55  | 0:32:01     | 1:11:35 | 1:17:10 | 1:50:27       | 1:56:39 | 2:12:02 | 2:15:26.86 |
| 15                         | 4070 Jens Ravnbol          | DEN    | 57  | 0:31:56     | 1:11:38 | 1:17:16 | 1:50:28       | 1:56:55 | 2:12:04 | 2:15:29.10 |
| 16                         | 4029 Davie Finlayson       | GBR    | 57  | 0:30:31     | 1:07:15 | 1:12:15 | 1:49:24       | 1:56:17 | 2:14:25 | 2:18:33.71 |
| 17                         | 4018 Robert Coy            | GBR    | 58  | 0:34:56     | 1:17:17 | 1:23:14 | 1:57:43       | 2:04:30 | 2:21:37 | 2:24:57.14 |
| 18                         | 4038 Werner Heeren         | BEL   | 57  | 0:34:55     | 1:17:27 | 1:23:20 | 1:57:47       | 2:04:32 | 2:21:36 | 2:25:02.72 |
| 19                         | 4023 Franck Derouen        | FRA  | 58  | 0:34:59     | 1:17:29 | 1:23:23 | 1:57:53       | 2:04:44 | 2:21:37 | 2:25:05.00 |
| 20                         | 4089 Thomas Weitzmann      | GER  | 58  | 0:34:55     | 1:17:17 | 1:23:14 | 1:57:44       | 2:04:31 | 2:21:44 | 2:25:07.69 |

| Age Group: Men 60-64 Years |                       |   |     | Started: 40 |         |         | Qualified: 10 |         |         |            |
|----------------------------|-----------------------|---|-----|-------------|---------|---------|---------------|---------|---------|------------|
| Rank                       | Bib Name              | Nat   | Age | 22.7km      | 50.0km  | 54.0km  | 77.4km        | 81.9km  | 92.5km  | Finish     |
| 1                          | 4312 Hajo Drees       | GER  | 60  | 0:31:51     | 1:11:24 | n.a.    | 1:50:18       | 1:56:32 | 2:11:58 | 2:15:08.65 |
| 2                          | 4331 Claudio Lautizi  | ITA  | 62  | 0:31:52     | 1:11:24 | 1:17:05 | 1:50:20       | 1:56:32 | 2:11:58 | 2:15:09.21 |
| 3                          | 4321 Oscar Guevara    | COL  | 59  | 0:32:01     | 1:11:30 | 1:17:09 | 1:50:32       | 1:56:52 | 2:12:00 | 2:15:26.94 |
| 4                          | 4354 Greg Worthington | AUS  | 59  | 0:31:56     | 1:11:33 | 1:17:10 | 1:50:25       | 1:56:36 | 2:12:03 | 2:15:34.53 |
| 5                          | 4329 Jim Karlsen      | NOR  | 63  | 0:30:26     | 1:12:19 | n.a.    | 1:53:38       | 2:00:17 | 2:18:01 | 2:21:53.67 |
| 6                          | 4347 Uwe Schroeder    | GER  | 60  | 0:34:59     | 1:17:23 | 1:23:19 | 1:57:53       | 2:04:37 | 2:21:43 | 2:25:11.24 |
| 7                          | 4355 James Curley     | IRL  | 60  | 0:30:31     | 1:20:25 | 1:26:57 | 2:00:18       | 2:06:35 | 2:21:54 | 2:25:23.86 |
| 8                          | 4319 Giuseppe Gaeta   | ITA  | 60  | 0:34:26     | n.a.    | 1:23:41 | 1:58:16       | 2:05:01 | 2:22:10 | 2:25:31.36 |
| 9                          | 4314 Angus Duncan     | GBR  | 59  | 0:30:34     | 1:20:25 | 1:26:57 | 2:00:26       | 2:06:41 | 2:24:01 | 2:27:47.83 |
| 10                         | 4334 Andrew Mccombe   | GBR  | 60  | 0:30:31     | 1:12:19 | n.a.    | 1:59:43       | 2:06:42 | 2:24:03 | 2:27:51.24 |

| Age Group: Men 65-69 Years |                          |   |     | Started: 13 |         |         | Qualified: 4 |         |         |            |
|----------------------------|--------------------------|---|-----|-------------|---------|---------|--------------|---------|---------|------------|
| Rank                       | Bib Name                 | Nat   | Age | 22.7km      | 50.0km  | 54.0km  | 77.4km       | 81.9km  | 92.5km  | Finish     |
| 1                          | 4510 Henry Schwarz       | GER  | 64  | 0:30:31     | 1:07:16 | 1:12:16 | 1:44:16      | 1:50:31 | 2:06:21 | 2:09:47.66 |
| 2                          | 4515 Karel Willems       | BEL  | 68  | 0:31:58     | n.a.    | 1:17:14 | 1:50:26      | 1:56:38 | 2:12:02 | 2:15:21.22 |
| 3                          | 4506 Javier Garcia       | MEX  | 64  | 0:31:55     | 1:11:34 | 1:17:11 | 1:50:27      | 1:56:39 | 2:11:59 | 2:15:24.17 |
| 4                          | 4508 Giovanni Meregaglia | ITA  | 64  | 0:31:56     | 1:11:31 | 1:17:09 | n.a.         | 1:56:38 | 2:12:03 | 2:15:33.68 |

| Age Group: Men 70-74 Years |                     |   |     | Started: 2 |         |         | Qualified: 2 |         |         |            |
|----------------------------|---------------------|---|-----|------------|---------|---------|--------------|---------|---------|------------|
| Rank                       | Bib Name            | Nat   | Age | 22.7km     | 50.0km  | 54.0km  | 77.4km       | 81.9km  | 92.5km  | Finish     |
| 1                          | 4603 Phillip Harris | GBR  | 69  | 0:40:30    | 1:30:16 | 1:37:22 | 2:17:01      | 2:24:29 | 2:43:59 | 2:48:10.94 |
| 2                          | 4601 Ian Cameron    | GBR  | 69  | 0:40:28    | 1:30:16 | 1:37:23 | 2:17:00      | 2:24:28 | 2:43:59 | 2:48:12.20 |



# Spinneys Dubai 92 Cycle Challenge 2023

## 92 Km - Age Group UCI qualifiers

---

Age Group: Men 75-79 Years

Started: 2

Qualified: 2

| Rank | Bib  | Name                | Nat   | Age | 22.7km  | 50.0km      | 54.0km  | 77.4km  | 81.9km  | 92.5km  | Finish            |
|------|------|---------------------|---|-----|---------|-------------|---------|---------|---------|---------|-------------------|
| 1    | 4701 | Russell Edward Bell | GBR  | 77  | 0:35:04 | <i>n.a.</i> | 1:23:31 | 1:58:01 | 2:04:50 | 2:21:56 | <b>2:25:53.87</b> |
| 2    | 4702 | Richard Kent        | GBR  | 74  | 0:40:14 | 1:27:23     | 1:34:09 | 2:12:19 | 2:24:55 | 2:45:33 | <b>2:50:08.32</b> |

Age Group: Men 80-84 Years

Started: 2

Qualified: 2

| Rank | Bib  | Name           | Nat   | Age | 22.7km  | 50.0km      | 54.0km  | 77.4km      | 81.9km  | 92.5km  | Finish            |
|------|------|----------------|---|-----|---------|-------------|---------|-------------|---------|---------|-------------------|
| 1    | 4801 | Robert McGowan | GBR  | 83  | 0:40:32 | 1:30:26     | 1:37:28 | 2:17:07     | 2:24:55 | 2:46:40 | <b>2:51:49.32</b> |
| 2    | 4802 | Ronald Brooks  | AUS  | 81  | 0:48:46 | <i>n.a.</i> | 1:57:13 | <i>n.a.</i> | 2:58:04 | 3:28:46 | <b>3:34:27.06</b> |